



Outstanding performance computing solution for high-end CAD, GIS, and 3D graphics power user.

Featuring the most powerful Intel CPU paired with an NVIDIA GPU

M4111 Blade PC Workstation



IDEAL FOR:

ClearCube M4111 combines the benefits of PCoIP host-side rendering with a CPU/GPU engineering workstation processing platform that is at the top of the performance charts.

KEY FEATURES

- CPU**
Intel 4th Gen Xeon Scalable
- Xeon Scalable 4410T (10C/20T, 2.7 GHz up to 4.0 GHz, 150W, 26.5MB) TPM 2.0, Secure Boot
 - Xeon 4416+ (20C/40T, 2.0 GHz up to 3.9 GHz, 165W, 37.5MB) TPM 2.0, Secure Boot
 - Xeon Gold 6448 (32C/64T, 2.1 GHz up to 4.1 GHz, 225W, 60MB) TPM 2.0, Secure Boot
- Operating System**
Windows 10 Pro
Windows 11 Pro
Linux
- Graphics**
GPU: Up to NVIDIA RTX A6000
- I/O Physical**
1 x VGA + add on video card
4 x USB 3.2 Gen 1
2 x USB 2.0
2 x 1Gbps RJ45
1 x 1Gbps RJ45 IPMI
Optional PCIe expansion
1 x M Key 2280 PCIe 3.0
SATA Ports


TECHNICAL SPECS

- Dimensions**
1.7" (H) x 23.5" (L) x 17.2" (W)
1U
- Environment**
Office/Operating: 0°C - 35°C
- Memory**
Type: DDR5 ECC 4800 x 8
Recommended: 512GB
Max: 2TB
- Storage**
M Key 2280/22110
SATA 2.5" Removable x 10
- Power**
860 W
100-240 V, 50-60 Hz


Part Number	Part Description
G094111	M4111 Blade PC Workstation

RevM10132023


BENEFITS




Powered by Intel® single Xeon® Scalable Processors




Faster performance across a broad range of design, animation and video applications



TPM 2.0 and UEFI BIOS to meet the latest DoD requirements for Windows 10 support



Configurable network ports options Copper or Fiber



Locked user sessions or failed Blades PCs can be hot-swapped remotely



Give Your Power Users a Blade Workstation Built to Run the Most Demanding CAD/CAM/GIS/3D Applications

ClearCube's fully configurable single-socket M4111 Blade PC was designed for robust performance and efficiency by combining Intel® Xeon® Scalable Processors, up to 2TB of memory, NVIDIA® Quadro GPUs, 10 hot-swappable 2.5" drivebays, dual or quad 1:1 PCoIP® hostcards and copper and/or fiber connections, and more to deliver true workstation performance in a datacenter-optimized platform and to enable IT administrator to give power users the dynamic features they need to run CAD/CAM/GIS/3D applications.

U.S. DoD-Level Security Features

The M4111 Blade PC Workstations serve as a local workstation for a dynamic PC performance to end users across the network, ensuring your data and intellectual property is always secure in the data center. M4111 Blade PC workstation integrated Trusted Platform Module (TPM2.0) and UEFI BIOS with secure remote boot capability meets the latest US Department of Defense requirements for Windows 10, Windows 11, Linux support to provide IT administrators everything they need for safe and powerful deployments and performance.

For Data Modeling & Medical Imaging

For high-precision, data-sensitive applications, NVIDIA RTX A6000 has 48GB of GDDR5X GPU memory with ultra-fast bandwidth that allows you to create and render large, complex models and compute massive data sets. From medical imaging to structural analysis applications, data integrity and precision is assured, without sacrificing performance. ClearCube desktop to data center solution delivers benefits on both ends: better security, ergonomics and working environment at the desktop plus better cooling, management, and data control in the data center.

For CAD & 3D Model Rendering

In CAD environments with heavy file transfer traffic, administrators can move large CAD files from the server to the M4111 in the data center using the built-in 10GbE Base-T ports and eliminates the need/cost/time/building code permits for having to run 10 GbE infrastructure to the endpoints. With this configuration all the 10GbE runs from the workstation to the server can be short and done completely in the data center. All the runs to the desktop zero clients (or thin clients or other endpoint) can be left intact as 1GbE.

Ordering Information: CALL 512.652.3500

Email: sales@clearcube.com to order or for more information

